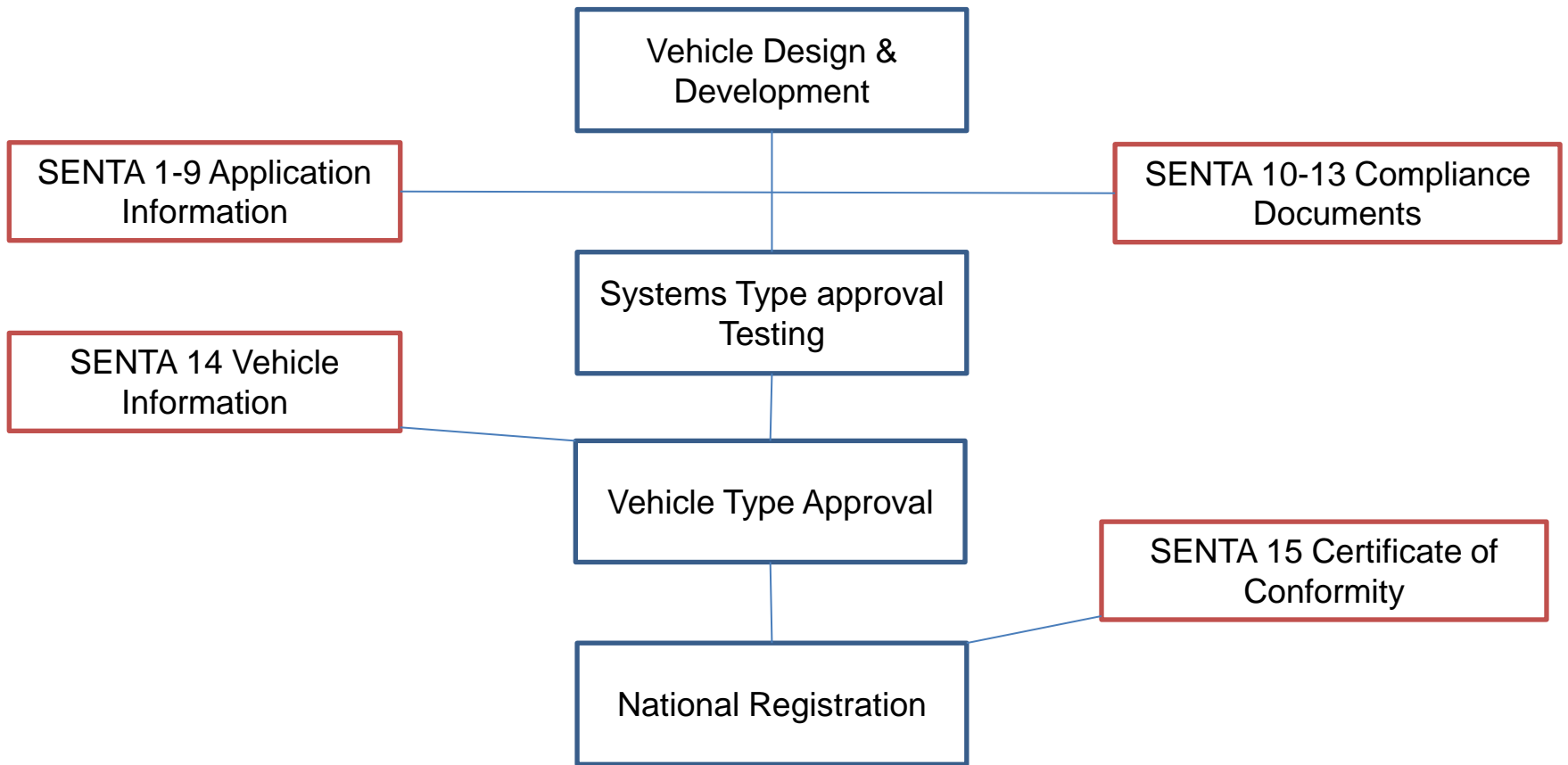


# SMMT European and National Type Approval (SENTA) Guide

---

## Take a Tour

# Vehicle Type Approval Process with SENTA



# Take a Tour guideline information

The Tour is a snapshot of what is contained in the SENTA Guide which is written to cover all categories of vehicles and the possible Approval Routes.

It gives an indication of how the Guide works by showing parts of the Section pages and how they may be used.

The application and compliance data included in the Tour is based on a European Approval for a large Truck built in two stages – ECWVTA N3 MSB

# SENTA - SMMT European and National Type Approval guide

- A step-by-step web-based programme to guide vehicle manufacturers, bodybuilders and suppliers through the complicated European Community Whole Vehicle Type Approval system. It also allows for national approval schemes for low volume manufacturers.
- For a new approval application, SENTA will ease the lengthy process.
- The guide details what a manufacturer must do from the original design idea, through the development and construction stages to completion of the approval process.

# SENTA - SMMT European and National Type Approval guide

- The guide is split into three parts.
  - How to determine the vehicle type and approval route.
  - The requirements for Type Approval.
  - How to complete a programme to type approve a vehicle.
- Registered users will be guided through the ECWVTA process from start to finish. This will be based on their specific requirements and supported by:
  - A checklist of the legislation.
  - Information and application documents and tables.
  - Charts and lists of information for the user to create.
- The guide simplifies the approval process for those dealing with multi-stage builds by requesting specific information.
- Help information and worked examples are available for each section of the guide.

# First Page

- Dashboard
- My applications
- News
- Business details
- Account details
- Billing details

## Application start

To begin a new Application, click on the link. Your new (empty) application will then become viewable in your overview list

- New application
- Copy existing application

Create new application

# Section 1 start of page

[Dashboard](#) | [My applications](#) | [News](#) | [Business details](#) | [Account details](#) | [Billing details](#)

[Help guide](#)  
[Glossary](#)  
[Abbreviations](#)  
[My documents](#)

**Application sections**  
→ [Section 1](#)  
✓ [Section 2](#)  
✓ [Section 3](#)  
✓ [Section 4](#)  
✓ [Section 5](#)  
✓ [Section 6](#)  
✓ [Section 7](#)  
✓ [Section 8](#)  
✓ [Section 9](#)

**Compliance sections**  
✗ [Section 10](#)  
✗ [Section 11](#)

## Application: 1081 (Truck N3 MSB)

Unlock

**Application section: 1**

⚠ If you are a Body Builder or Converter, please only complete Section 1 and 2 and then go to Section 9. Download and save a copy of the Annex III Part 1A Document. Complete the Appendix I - Multi-Stage Build base vehicle summary found at the end of the document. This can be used as part of your Approval application. Dependant on the data listed, you can return to Sections 3 to 8 to enter any relevant data there, if necessary.

Please note that all information requested in this section must be completed before proceeding to the next section

**SENTA information**

Title *	<input type="text" value="Truck N3 MSB"/>
Company contact *	<input type="text" value="Colin Wilde"/>
Markets *	<input type="radio"/> UK Only <input checked="" type="radio"/> EU
Volumes per annum *	<input type="text" value="100"/>
Estimated launch date *	<input type="text" value="01"/> <input type="text" value="May"/> <input type="text" value="2014"/>

## **Section 1 flag increased in size for clarity - Application for a Body Builder or Converter**

- If you are a Body Builder or Converter, please only complete Section 1 and 2 and then go to Section 9. Download and save a copy of the Annex III Part 1A Document. Complete the Appendix I - Multi-Stage Build base vehicle summary found at the end of the document. This can be used as part of your Approval application. Dependant on the data listed, you may need to return to Sections 3 to 8 to enter any relevant data there, if necessary.

 [Section 13](#)

 [Section 14](#)

 [Section 15](#)

What you want to approve

Vehicle



## Vehicle category selection

### Passenger Vehicles

- M1** Vehicles designed and constructed for the carriage of passengers and comprising no more than eight seats in addition to the driver's seat
- M2** Vehicles designed and constructed for the carriage of passengers, comprising more than eight seats in addition to the driver's seat, and having a maximum mass not exceeding 5 tonnes
- M3** Vehicles designed and constructed for the carriage of passengers, comprising more than eight seats in addition to the driver's seat, and having a maximum mass exceeding 5 tonnes

### Goods Vehicles

- N1** Vehicles designed and constructed for the carriage of goods and having a maximum mass not exceeding 3,5 tonnes
- N2** Vehicles designed and constructed for the carriage of goods and having a maximum mass exceeding 3,5 tonnes but not exceeding 12 tonnes
- N3** Vehicles designed and constructed for the carriage of goods and having a maximum mass exceeding 12 tonnes

### Trailers

- O1** Trailers with a maximum mass not exceeding 0,75 tonnes
- O2** Trailers with a maximum mass exceeding 0,75 tonnes but not exceeding 3,5 tonnes
- O3** Trailers with a maximum mass exceeding 3,5 tonnes but not exceeding 10 tonnes
- O4** Trailers with a maximum mass exceeding 10 tonnes

### Vehicle approval route selection

Route

#### Whole Vehicle Approval Route

Please find below a list of Type Approval routes by category, build, volume and enforcement dates. This list is based on your previous category selection.

Reference	Type approval	Category	Build	EC annual limit	UK annual limit	Enforcement date (new types)	Enforcement date (existing types)
505123	ECWVTA	N3	Incomplete and complete vehicles	None	N/A	29/10/2010	29/10/2012
505126	ECWVTA	N3	Special-purpose vehicles	None	N/A	29/10/2012	29/10/2014
505128	ECWVTA	N3	Completed vehicles	None	N/A	29/10/2012	29/10/2014
505406	NSSTA	N3	Complete vehicles	N/A	250	29/10/2010	29/10/2012
505407	NSSTA	N3	Completed vehicles	N/A	250	29/10/2012	29/10/2014
505505	NIVA	N3	N/A	N/A	N/A	29/04/2009	29/04/2009

#### Vehicle stages of build

Number of Stages of Build   
*(for the purpose of whole vehicle approval only)*

Number of Base Vehicles   
*(within the whole Vehicle Approval)*

# Section 2 start of page

- [Help guide](#)
- [Glossary](#)
- [Abbreviations](#)
- [My documents](#)

## Application sections

- ✓ [Section 1](#)
- ➔ [Section 2](#)
- ✓ [Section 3](#)
- ✓ [Section 4](#)
- ✓ [Section 5](#)
- ✓ [Section 6](#)
- ✓ [Section 7](#)
- ✓ [Section 8](#)
- ✓ [Section 9](#)

## Compliance sections

- ✗ [Section 10](#)
- ✗ [Section 11](#)
- ✗ [Section 12](#)
- ✗ [Section 13](#)
- ✗ [Section 14](#)
- ✗ [Section 15](#)

## Application: 1081 (Truck N3 MSB)

 **Unlock**

### Application section: 2

Please review this section and proceed to the next by pressing the button below.

Your application has no relevant *information documentation* for **section 2**. Please continue.

### General Information

0.1	Make trade name of manufacturer	<input type="text" value="Alba"/>
0.2	Type (model)	<input type="text" value="BB"/>
0.2.1	Commercial name(s) (if available)	<input type="text" value="Flat, Curtain, Box"/>
0.3	Means of identification of type, if marked on the vehicle	<input type="text" value="VIN"/>
0.3.1	Location of that marking	<input type="text" value="Cab footwell"/>

- Sections 3 to 8 - further vehicle information where applicable

- [Help guide](#)
- [Glossary](#)
- [Abbreviations](#)
- [My documents](#)

### Application sections

- ✓ [Section 1](#)
- ✓ [Section 2](#)
- ✓ [Section 3](#)
- ✓ [Section 4](#)
- ✓ [Section 5](#)
- ✓ [Section 6](#)
- ✓ [Section 7](#)
- ✓ [Section 8](#)
- [Section 9](#)

### Compliance sections

- ✗ [Section 10](#)
- ✗ [Section 11](#)

## Application: 1081 (Truck N3 MSB)

Unlocked

### Application section: 9

Please review this section and proceed to the next by pressing the button below.

#### End of application section

Based on your previous selections we recommended this type approval route: **ECWVTA-N3-Two Stage(s)**

- [103001R1 S9 Annex III Part 1A M N Document.rtf](#)

You have now completed the application sections for SENTA Application **1081**.

You can now start the Compliance Sections by clicking on the button below.

At the end of the compliance section the approval process is finished and it will now be possible to register the vehicle(s).

#### Good file keeping practice

Please note that the following sections will involve the downloading and saving of documentation onto your computer.

We would recommend that you create an appropriate folder (e.g. "My Type Approval Application") and then save all of your downloaded documentation into it.

# Start of page – note: data automatically entered from input to previous sections

## ANNEX III INFORMATION DOCUMENT FOR THE PURPOSE OF VEHICLE EC TYPE-APPROVAL

(For explanatory notes, please refer to last page of Annex I)

### • PART I

- The following information, if applicable, must be supplied in triplicate and include a list of contents. Any drawings must be supplied in appropriate scale and in sufficient detail on size A4, or on a folder of A4 format. Photographs, if any, must show sufficient detail.

### • A: For Categories M and N

#### • 0. General

- 0.1. Make (trade name of manufacturer): **ALBA**
- 0.2. Type: **BB**
- 0.2.1. Commercial name(s) (if available): **FT, CS, BX**
- 0.3. Means of identification of type, if marked on the vehicle (b): **VIN**
- 0.3.1. Location of that marking: **Cab**
- 0.4. Category of vehicle (c): **N3**
- 0.4.1. Classification(s) according to the dangerous goods which the vehicle is intended to transport: **None**
- 0.5. Name and address of manufacturer: **Holm Estate, Worthing BN13 2AB**
- 0.8. Address(es) of assembly plant(s): **As above**
- 0.9. Name and address of the manufacturer's representative (if any): **None**

#### • 1. General construction characteristics of the vehicle





- 1.1. Photographs and/or drawings of a representative vehicle: **See Annex 1.1**
- 1.3. Number of axles and wheels: **2 axles 4 wheels**
- 1.3.1. Number and position of axles with twin wheels: **1, axle2**
- 1.3.2. Number and position of steered axles: **1, axle1**
- 1.3.3. Powered axles (number, position, interconnection): **1, axle 2 rigid**
- 1.4. Chassis (if any) (overall drawing): **See Appendix 3**
- 1.6. Position and arrangement of the engine: **front, vertical, in line**
- 1.8. Hand of drive: **Left and Right (1)**
- 1.8.1. Vehicle is equipped to be driven in **Both (1)** hand traffic

See Section 1 flag note









## 103950 Appendix 1 – Multi Stage build vehicle summary

- Stage 1:
- 
- Make or Trade name of manufacturer: e.g SENTA Trucks
- 
- Model or Commercial name: e.g Atago
- 
- Type: AT001
- 
- ECWVTA Number: e#\*2007/46\*#####\*## of the incomplete/complete vehicle
- 
- Stage 2:
- 
- Subjects approved in second stage for the completed vehicle
- 
- Lateral Protection – e11\*??
- Rear underrun device - e11\*??
- Rear registration plate space - e11\*??
- Lighting Installation - e11\*??
- Spray Suppression – e11\*??
- 
- Additional subjects approved:
- 
- Statutory Plates - e11\*??
- Masses and dimensions - e11\*??

## Section 10 list of reference documents

-  [Help guide](#)
-  [Glossary](#)
-  [Abbreviations](#)
-  [My documents](#)

### Application sections

-  [Section 1](#)
-  [Section 2](#)
-  [Section 3](#)
-  [Section 4](#)
-  [Section 5](#)
-  [Section 6](#)
-  [Section 7](#)
-  [Section 8](#)
-  [Section 9](#)

### Compliance sections

## Application: 1081 (Truck N3 MSB)

 Unlocked

### Compliance section: 11

Please review this section and proceed to the next by pressing the button below.

### Applicable EC Directives and UNECE Regulations for the Category of Vehicle Information Document

#### General Type Approval Reference Documents

Please note that the following files are for reference purposes only.

- [104004R3 S11 N3 Annex IV Part I and II List of Directives and Regulations](#)

Your application has no relevant *information documentation* for **section 11**. Please continue.

[Continue to section 12](#)

# Start of page

## 104004R3 S11 N3 Annex IV Part I and II List of Directives and Regulations


### ECWVTA

**NOTE:**

- Please indicate in the right hand column which approval that you require a system or component information document.
- This document can then be used in Section 12 to select the information documents that you require.

Item	Subject	Regulatory act reference	N3 EC WV TA	UNECE Regulation number	Series of amendments	Type Approval applicant information document required
1	Sound levels vehicle	70/157/EEC	X	51	02	
2	Emissions	70/220/EEC	X			
3a	Fuel tanks/rear protective devices – fuel tanks	70/221/EEC	X (5)	34	02	
3b	Fuel tanks/rear protective devices – vehicle rear underrun	70/221/EEC	X (5)			
3c	Fuel tanks/rear protective devices – STU rear underrun	70/221/EEC	X (5)			
3d	LPG tanks		X	67	01	
3e	CNG tanks		X	110	00	
3f	Rear protective device		X	58	01	
4	Rear registration plate space	70/222/EEC	X	-	-	

# Start of page

 **Unlock**

## Application: 1081 (Truck N3 MSB)





### Compliance section: 12

Please review this section and proceed to the next by pressing the button below.

### System Approval

#### Information Documents

- [103501R1 S12 70 157 Info doc for noise](#)
- [103503aR1 S12 Info doc 70 221 Fuel tanks Annex I App 3](#)
- [103503bR1 S12 Info doc 70 221 Rear underrun Annex II App 1vehicle](#)
- [103505R1 S12 Info doc 70 311 steering](#)
- [103508R1 S12 Info doc 2003 97 Indirect vision devices](#)
- [103509aR1 S12 Info doc 71 320 Braking Motor vehicles](#)
- [103510R1 S12 Info doc 72 245 EMC](#)
- [103513aR1 S12 Info doc 74 61 Anti theft](#)
- [103515aR1 S12 Info doc 74 408 seat strength vehicle](#)
- [103515bR1 S12 Info doc 74 408 seat strength component](#)
- [103517R1 S12 Info doc 75 443 speedo and reverse gear](#)
- [103518R1 S12 Info doc 76 114 Stat plates](#)
- [103519R1 S12 Info doc 76 115 seat belt anchorages](#)
- [103520R1 S12 Info doc 76 756 Lighting installation](#)

-  [Help guide](#)
-  [Glossary](#)
-  [Abbreviations](#)
-  [My documents](#)

#### Application sections

-  [Section 1](#)
-  [Section 2](#)
-  [Section 3](#)
-  [Section 4](#)
-  [Section 5](#)
-  [Section 6](#)
-  [Section 7](#)
-  [Section 8](#)
-  [Section 9](#)

#### Compliance sections

-  [Section 10](#)
-  [Section 11](#)

Start of page – note: data automatically entered from input to previous sections  
This will happen to any information document saved

**INFORMATION DOCUMENT  
FOR 77/839 TOWING HOOKS  
APPENDIX 1**

INFORMATION DOCUMENT No .....

Pursuant to Annex I of Council Directive 70/156/EEC relating to EC Type-Approval of a vehicle with respect to the  
towing-devices

(Directive 77/389/EEC, as last amended by Directive .../...)

The following information, if applicable, must be supplied in triplicate and include a list of contents. Any drawings  
must be supplied in appropriate scale and in sufficient detail on size A4 or on a folder of A4 format. Photographs, if  
any, must show sufficient detail.

**0. General**

- 0.1. Make (trade name of manufacturer): **Alba**
- 0.2. Type and general commercial description(s): **BB**
- 0.3. Means of identification of type, if marked on the vehicle (b): **VIN**
- 0.3.1. Location of that marking: **Cab**
- 0.4. Category of vehicle (c): **N3**
- 0.5. Name and address of manufacturer: **Alba**

**Holm Industrial Estate  
Worthing  
BN13 2AB**

- 0.8. Address(es) of assembly plant(s): **As above**

**1. General construction characteristics of the vehicle**

- 1.1. Photographs and/or drawings of a representative vehicle: **See Annex 1.1**

- Sections 13 and 14 - examples of tables of approval information

- [Help guide](#)
- [Glossary](#)
- [Abbreviations](#)
- [My documents](#)

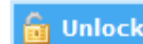
#### Application sections

- ✓ [Section 1](#)
- ✓ [Section 2](#)
- ✓ [Section 3](#)
- ✓ [Section 4](#)
- ✓ [Section 5](#)
- ✓ [Section 6](#)
- ✓ [Section 7](#)
- ✓ [Section 8](#)
- ✓ [Section 9](#)

#### Compliance sections

- ✗ [Section 10](#)
- ✓ [Section 11](#)

## Application: 1081 (Truck N3 MSB)



### Compliance section: 15

Please review this section and proceed to the next by pressing the button below.

### Certificate of Conformity (CoC) Vehicle Approval Master

#### Reference Documents

Please note that the following files are for reference purposes only.

- [109001R1 S15 Side 1 complete vehicles](#)
- [109003R1 S15 Side 1 CoC completed vehicles](#)
- [109009R1 S15 Side 2 N3 CoC complete and completed](#)
- [109012R1 S15 Side 1 incomplete vehicles](#)
- [109019R1 S15 Side 2 N3 incomplete vehicles](#)

Your application has no relevant *information documentation* for **section 15**. Please continue.

[Complete compliance section](#)

# Side 2 of the CoC is attached

MODEL B – SIDE 1

ECWVTA COMPLETED VEHICLES

EC CERTIFICATE OF CONFORMITY

## Side 1

The undersigned .....(*Full name and position*)

hereby certifies that the vehicle:

0.1 Make (Trade name of the manufacturer): .....

0.2: Type: .....

Variant<sup>(a)</sup>: .....

Version<sup>(a)</sup> .....

0.2.1 Commercial name: .....

0.4 Vehicle category: .....

0.5: Name and address of the manufacturer: .....

0.6 Location and method of attachment of the statutory plates: .....

Location of the vehicle identification number: .....

0.9 Name and address of the manufacturer's representative (if any):

.....

0.10 Vehicle identification number: .....

a) has been completed and altered<sup>(1)</sup> as follows: .....and

b) conforms in all respects to the type described in approval (...*type-approval number including extension number*) issued on (...*date of issue*) and

c) can be permanently registered in Member States having right/left <sup>(b)</sup> hand traffic and using metric/imperial<sup>(c)</sup> units for the speedometer<sup>(d)</sup>

.....  
(Place)(Date)

.....  
(Signature)

Attachments: Certificate of conformity delivered at each previous stage.

# SENTA information and registration

- Go to SMMT website, [smmt.co.uk](http://smmt.co.uk), front page and click on the SENTA button in the top right hand corner